

QUANTOFIX® Peroxide 1000

en

Pack content:

1 aluminum container with 100 test strips

General indications:

Remove only as many test strips as are required. Close the container immediately after removing a strip. Do not touch the test fields.

Measuring range:

Visually

50–1000 mg/L H₂O₂

Reflectometrically

50–1000 mg/L H₂O₂

Color gradation:

0 · 50 · 150 · 300 · 500 · 800 · 1000 mg/L H₂O₂

Additional indications:

If hydrogen peroxide is present, the test field at the end of the strip turns yellow to brown. If the warning field turns blue during the reaction time of 45 seconds, the hydrogen peroxide concentration is greater than 2000 mg/L, although the peroxide test field may indicate a value within the measuring range. In this case, we recommend carrying out a stepwise dilution of the sample until the warning field no longer reacts and a hydrogen peroxide concentration below 1000 mg/L is measured. The test fields may change after the reaction time has elapsed. This has no relevance for the reading.

Instructions for use:

1. Dip the test strip with both fields into the test solution for 1 second.
2. Shake off excess liquid.
3. Wait 45 seconds.
4. Compare with the color scale.

Interferences:

If the sample solution has a pH value of 2–9, the reaction will take place without interferences. Strongly acidic solutions must be buffered with sodium acetate, and alkaline solutions with citric acid to a pH of 5–7. Only the presence of strong oxidants interferes with the determination.

The following ions interfere with the determination only in higher concentrations:

> 1000 mg/L: formaldehyde (HCHO)

> 500 mg/L: Ca²⁺, NO₃⁻

> 100 mg/L: ascorbate, free chlorine, combined chlorine, SO₃²⁻

> 70°d: total hardness

If free and combined chlorine is present, the warning field turns blue.

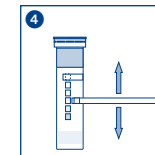
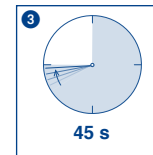
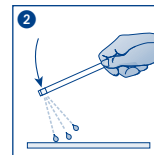
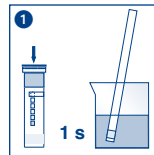
Disposal:










Used test strips can be placed in the normal household waste.

Storage:

Avoid exposing the strips to sunlight and moisture. Keep container cool and dry (storage temperature not above +30 °C).

If correctly stored, the test strips may be used until the use-by-date printed on the packaging.



| | |
|---|--|
|  Artikelnummer / Item number / Référence produit / Referencia / Artikelnummer / Numero di catalogo / Numer artykułu |  Chargencode / Batch identification / Numéro de lot / Código de lote / Productienummer / Codice del lotto / Numer partii |
|  Achtung! / Warning! / Attention! / ¡Atención! / Let op! / Attenzione! / Uwaga! |  Verwendbar bis / Use by / À utiliser avant / Fecha de caducidad / Te gebruiken tot / Utilizzare entro (anno / mese) / Przydatność do użycia |
|  Temperaturbegrenzung / Permitted storage temperature range / Limites de température / Limites de temperatura / Temperatuurbegrenzing / Limite de temperatura / Ograniczenie temperatury |  Trocken aufbewahren / Store in a dry place / Conserver au sec / Mantener seco / Op een droge plaats bewaren / Mantener asciutto / Przechowywać w suchym miejscu |
|  Gebrauchsanweisung beachten / Please read instructions for use / Respecter les instructions d'utilisation / Obsérvense las instrucciones de uso / Lees de bijsluiter / Consultare le istruzioni per l'uso / Przestrzegać instrukcję użycia |  Packung geschlossen halten / Keep container closed / Refermer la boîte / Mantenga el envase cerrado / Verpakking gesloten houden / Conservare la confezione chiusa / Przechowywać pojemnik szczelnie zamknięty |
|  Ausreichend für <n> Prüfungen / Contains sufficient for <n> tests / Contenu suffisant pour <n> tests / Contenido suficiente para <n> tests / Voldoende voor <n> tests / Contenuto sufficiente per <n> test / Wystarczająco dla kontroli <n> | |