

## Pack content:

1 aluminium container with 100 test strips      2 bottles Mo<sup>6+</sup>-1  
1 measuring vessel with 5 mL mark      1 measuring spoon

## Safety precautions:

Reagent Mo<sup>6+</sup>-1 contains sulfamic acid 50–100% CAS 5329-14-6. WARNING. With reduced labelling acc. CLP Annex I chapter 1.5.2.1. For further information, please ask for safety data sheet (*see [www.mn-net.com/MSDS](http://www.mn-net.com/MSDS)*).

## General indications:

Remove only as many test strips as are required. Close the container immediately after removing a strip. Do not touch the test field.

## Instructions for use:

1. Rinse the measuring vessel with the test solution and fill it to the 5 mL mark.
2. Add **2 level spoons** Mo<sup>6+</sup>-1.
3. Shake carefully.
4. Dip the test strip into the test solution for 60 seconds.
5. Shake off excess liquid.
6. Compare with the color scale.

## Note:

The pH value of the test solution should be less than 1 after adding Mo<sup>6+</sup>-1. If the optimal pH value of < 1 is not reached after adding the reagent, add further Mo<sup>6+</sup>-1; or, prior to doing this, add diluted sulfuric acid to the test solution to adjust the pH value to 4–6.

## Disposal:

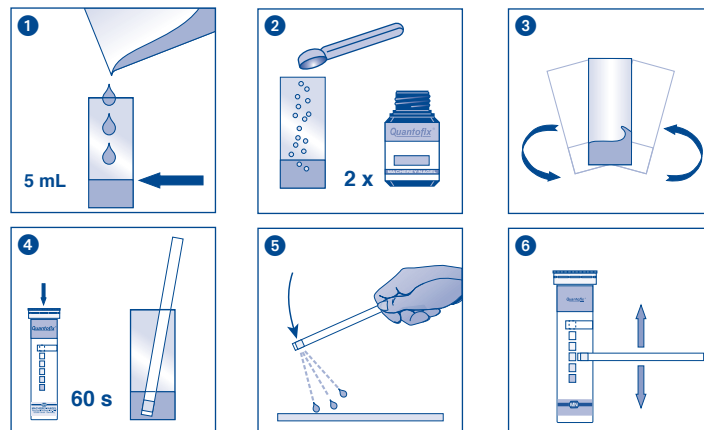
The used analysis specimens can be flushed down the drain with tap water and channeled off to the local sewage treatment works. Used test strips can be disposed in household waste.










## Storage:

Avoid exposing the strips to sunlight and moisture. Keep container cool and dry (storage temperature not above +30 °C).

If correctly stored, the test strips may be used until the use-by-date printed on the packaging.

MACHEREY-NAGEL GmbH & Co. KG · Neumann-Neander-Str. 6–8 · 52355 Düren · Germany  
Tel.: +49 24 21 969-0 · Fax: +49 24 21 969-199 · info@mn-net.com · [www.mn-net.com](http://www.mn-net.com)



	Haltbarkeitsdatum / Use by / A utiliser jusqu'à / Fecha de vencimiento / Houdbaarheidsdatum / Data di scadenza / Data ważności		Chargenbezeichnung / Lot number / Numéro de lot / Número de lote / Lotnummer / No del lotto / Oznaczenie szarży
	Artikelnummer / Catalog number / Référence / Art. nro. / Referentienuummer / Código articole / Numer artykułu		Packungsinhalt / Package content / Contenu de la boîte / Contenido del envase / Verpakkingsinhoud / Contenuto della confezione / Zawartość opakowania
	Packung geschlossen halten / Keep container closed / Refermer la boîte / Mantenga el envase cerrado / Verpakking gesloten houden / Conservare la confezione chiusa / Przechowywać pojemnik szczelnie zamknięty		Vor Feuchtigkeit schützen / Protect from humidity / Protéger de l'humidité / Protéjase de la humedad / Beschermen tegen vocht / Proteggere dall'umidità / Chronić przed wilgocią
	Lagertemperatur / Storage temperature / Température de stockage / Temperatura de almacenaje / Bewaartemperatuur / Temperatura di magazzino / Temperatura przechowywania		Packungsbeilage lesen / Please read instructions / Lire les instructions, svp / Obsérvense las instrucciones de uso / Lees de bijsluiter / Leggere il foglio informativo / Należy przeczytać ulotkę informacyjną
	Sicherheitshinweise in der Packungsbeilage beachten / Observe the safety precautions in instructions / Respecting les précautions de sécurité des instructions / Obsérvense las indicaciones de seguridad / Neem de veiligheidsrichtlijnen in de bijsluiter in acht / Seguire le avvertenze di sicurezza / Należy przestrzegać uwag zawartych w ulotce informacyjnej		