

Pack content:

1 aluminum container with 100 test strips

Measuring range:

5–1000 mg/L Ni²⁺

Color gradation:

0 – 10 – 25 – 50 – 100 – 250 – 500 – 1000 mg/L Ni²⁺

General indications:

Remove only as many test strips as are required. Close the container immediately after removing a strip. Do not touch the test field.

Instructions for use:

1. Dip the test strip into the sample (pH 2–7) for 1 s.
2. Shake off excess liquid.
3. Wait 20 s.
4. Compare test field with the color scale.

The test field turns red in presence of nickel(II) ions.

Interferences:

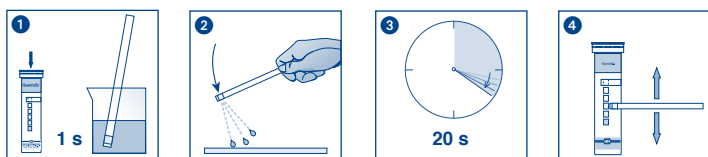
If the reaction color does not match any color of the scale, there is interference due to larger quantities of foreign ions. Yellow-brown coloration (cobalt(II)): Immerse the test strip in diluted ammonia solution for some minutes. CAUTION: iron(II) ions interfere in ammonia solution leading to the same red coloration as nickel(II) ions. It is therefore recommended to test the solution first for iron(II), e.g. with Dipyriddy paper (REF 907 25), and – if present – oxidize to iron(III) with nitric acid. Grey coloration (mercury(I)): add 1 spatula tip of sodium chloride to 5–10 mL of test solution. Strongly acid solutions (pH < 2) have to be buffered to a pH value of 2–7 using solid sodium acetate. Concentrated nickel(II) solutions must be diluted to bring the nickel(II) content into the measuring range of the color scale. The dilution factor must be taken into account when calculating the content.










Storage:

Avoid exposing the strips to sunlight and moisture. Keep container cool and dry (storage temperature not above +30 °C).

If correctly stored, the test strips may be used until the use-by-date printed on the packaging.

MACHEREY-NAGEL GmbH & Co. KG · Neumann-Neander-Str. 6–8 · 52355 Düren · Germany
Tel.: +49 24 21 969-0 · Fax: +49 24 21 969-199 · info@mn-net.com · www.mn-net.com



 Haltbarkeitsdatum / Use by / A utiliser jusqu'à / Fecha de vencimiento / Houdbaarheidsdatum / Data di scadenza / Data ważności	 Chargenbezeichnung / Lot number / Numéro de lot / Número de lote / Lotnummer / No del lotto / Oznaczenie szarży
 Artikelnummer / Catalog number / Référence / Art. nro. / Referentienummer / Codice articolo / Numer artykułu	 Packungsinhalt / Package content / Contenu de la boîte / Contenido del envase / Verpakkingsinhoud / Contenuto della confezione / Zawartość opakowania
 Packung geschlossen halten / Keep container closed / Refermer la boîte / Mantenga el envase cerrado / Verpakking gesloten houden / Conservare la confezione chiusa / Przechowywać pojemnik szczelnie zamknięty	 Vor Feuchtigkeit schützen / Protect from humidity / Protéger de l'humidité / Protéjase de la humedad / Beschermen tegen vocht / Proteggere dall'umidità / Chronić przed wilgocią
 Lagertemperatur / Storage temperature / Température de stockage / Temperatura de almacenaje / Bewaartemperatuur / Temperatura di magazzino / Temperatura przechowywania	 Packungsbeilage lesen / Please read instructions / Lire les instructions, svp / Obsérvense las instrucciones de uso / Lees de bijsluiting / Leggere il foglio informativo / Należy przeczytać ulotkę informacyjną
 Sicherheitshinweise in der Packungsbeilage beachten / Observe the safety precautions in instructions / Respecter les précautions de sécurité des instructions / Obsérvense las indicaciones de seguridad / Neem de veiligheidsrichtlijnen in de bijsluiting in acht / Seguire le avvertenze di sicurezza / Należy przestrzegać uwag zawartych w ulotce informacyjnej	